



don whitley
scientific
excellence in microbiology

Whitley Workstations Whitley Jar Gassing System



The Whitley Jar Gassing System dramatically reduces costs when compared with using gas generating envelopes

Perfect for the culture of small numbers of anaerobes and microaerophiles

Eliminates the need for gas packs

Produces perfect conditions for anaerobes or microaerophiles in seconds

Full colour touch screen display

Optional printer

Automatic detection of jar leakage

Traceability

The Whitley Jar Gassing System is the most convenient, rapid and cost-effective way to achieve either anaerobic or microaerobic conditions within a gas jar – under two minutes to create an anaerobic environment and just 15 seconds to achieve microaerophilic conditions.*

This compares to between 30 - 180 minutes to achieve suitable conditions using gas generation sachets or kits.

Numerous studies have shown that organisms have higher recovery rates if they are introduced into the correct incubation environment as soon as possible.

An optional printer is available if you want to be able to print out data for traceability and accreditation purposes.

* Times will vary according to jar size and whether gas is drawn from a workstation or a cylinder. Times quoted are based upon using 3.5 litre jars with gas drawn from a cylinder.

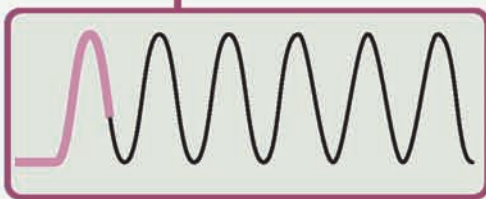
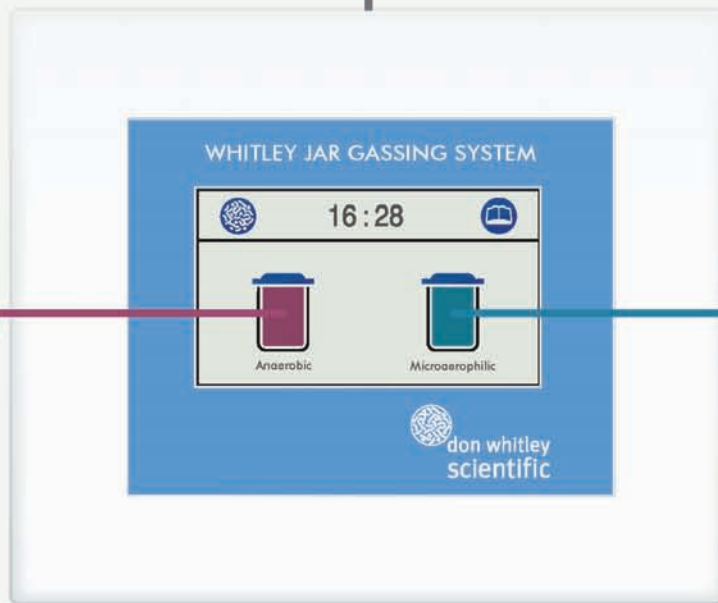


www.dwscientific.com

How does the Whitley Jar Gassing System work?



The Whitley Jar Gassing System is either connected to a cylinder of anaerobic gas mixture (comprising 10% hydrogen, 10% carbon dioxide, 80% nitrogen) or to an anaerobic workstation.



Anaerobic Conditions

The Whitley Jar Gassing System removes half the gas in the jar six times and replaces this with anaerobic gas mixture.



Microaerophilic Conditions

The Whitley Jar Gassing System removes half the air in the jar and replaces this with anaerobic gas mixture

Do you cultivate small numbers of anaerobes or microaerobes?

The cultivation of micro-organisms in an oxygen-depleted atmosphere typically takes place in either gas jars or a workstation.

Using a workstation offers several advantages – including the ability to manipulate and read samples in the ideal environment – yet for some laboratories the low numbers of samples processed may not justify the purchase price of a workstation. By contrast, other laboratories may be cultivating and studying anaerobes in a workstation but still using jars for their microaerophilic work.

The evacuation and replacement method is considered to be the most efficient way to create anaerobic or microaerophilic conditions within a gas jar. The Whitley Jar Gassing System produces conditions this way without any of the disadvantages of gas generation kits. There is no chemical waste and condensation levels are much lower, so plates are more convenient to handle and easier to read following incubation.


The Whitley Jar Gassing System is also extremely economical to use – less than £0.18 to create anaerobic conditions and less than £0.03 to create microaerophilic conditions – compared with about £1.60 for every gas generation sachet or kit used.**

Can I use my existing jars?

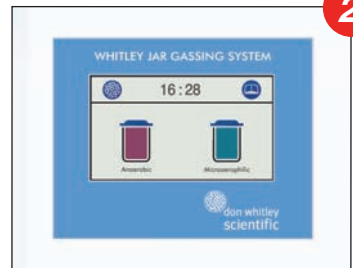
The answer to this is usually yes. There are more expensive evacuation/replacement systems available limiting the user to one type of jar purchased with the system. We supply adaptor kits to use with a variety of gas jars. One of our product specialists will be pleased to discuss the available options with you.

We supply our own competitively priced gas jars suitable for both anaerobic and microaerobic work.

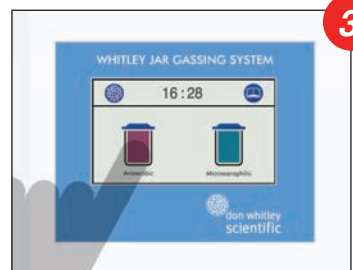
** An allowance is made for the use of catalyst sachets when creating anaerobic conditions using the Whitley Jar Gassing System. Calculated using 2011 prices.



1
Simply attach the connector from the Whitley Jar Gassing System to the jar containing your samples. Remember to include a catalyst sachet in the jar when preparing anaerobic conditions.



2
The Whitley Jar Gassing System uses separate cycles to prepare anaerobic or microaerophilic conditions.



3
Touch the relevant icon to start the chosen sequence of evacuation and replacement of gas in the jar.

Compared to the Whitley Jar Gassing System, gas generating kits can take up to 30 times longer to achieve the required conditions, are expensive to purchase and produce chemical waste



Standard Features

Programmes for anaerobic and microaerophilic cycles
Automatic detection of jar leakage
Can be connected either to a cylinder of anaerobic mixed gas or directly to an anaerobic workstation

Accessories



Don Whitley Scientific supplies three sizes of gas jars suitable for use with the Whitley Jar Gassing System

A05075 9 plate stainless steel jar

A05077 10 plate polycarbonate jar

A05076 48 plate stainless steel jar

A00007 48 plate Petri dish holder

A05072 Jar connector

A05080 Adaptor kit for jars fitted with pre-drilled holes

A05073 Catalyst sachet holder for 10 plate jar

A00010 Oxoid low temperature catalyst sachet (pack of 5)

A05083 Gas line 'T' piece – to connect the Whitley Jar Gassing System to an existing low pressure gas line

A02853 Jar Gassing System Male Connector

Specification

Order Code: A05050

Instrument Size: 200mm x 400mm x 350mm (w x d x h)

Instrument Weight: 16kg

What about calibration?

We offer a calibration service to ensure compliance with regulatory requirements and to provide documented evidence that the instrument continues to operate as designed and manufactured.

Don Whitley Scientific Limited

14 Otley Road, Shipley, West Yorkshire, BD17 7SE, England.

Telephone: +44 (0)1274 595728 Fax: +44 (0)1274 531197

Website: www.dwscientific.co.uk Email: info@dwscientific.co.uk